

# Continental<sup>®</sup>

## BATTERIES

DATA SHEET

35-CP

PART # 35-CP  
 BCI 35  
 VOLTAGE 12V  
 Ah 54



### PHYSICAL SPECIFICATIONS


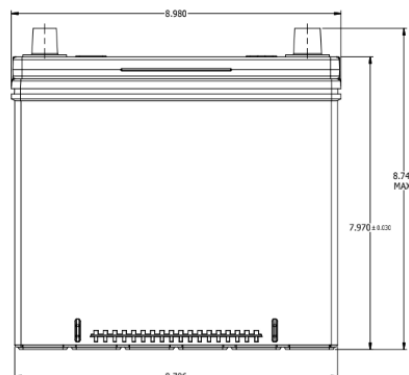
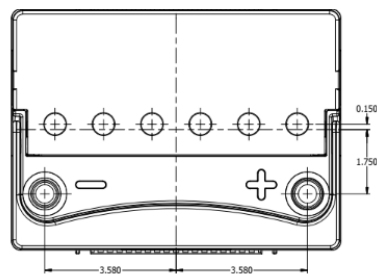
Battery Type	Weight	Dimensions (L x W x H)	Container Material	Cover Material	Separator Material	Handle Option
Flooded	34.61 lbs 15.7 kgs	8.98 x 6.77 x 8.75" 228.1 x 172 x 222.2 mm	Polypropylene	Polypropylene	Polyethylene	Yes

### ELECTRICAL SPECIFICATIONS

Nominal Voltage	SAE CCA (-18°C/0°F)	SAE CA (0°C/32°F)	SAE RC (27°C/80°F)	Ref. Ah Capacity 20 Hr	Battery Terminal Type	Electrolyte Specific Gravity Range
12.6V	640 A	810 A	100 Min	54 Ah	Top Post SAE Type A	1.270-1.300

### MISC SPECIFICATIONS

Maximum Discharge Current	1000 A (5 sec)
Positive Grid Alloy	Lead Calcium Tin
Negative Grid Alloy	Lead Calcium
Terminal Polarity	- +



WWW.GOCBS.COM

