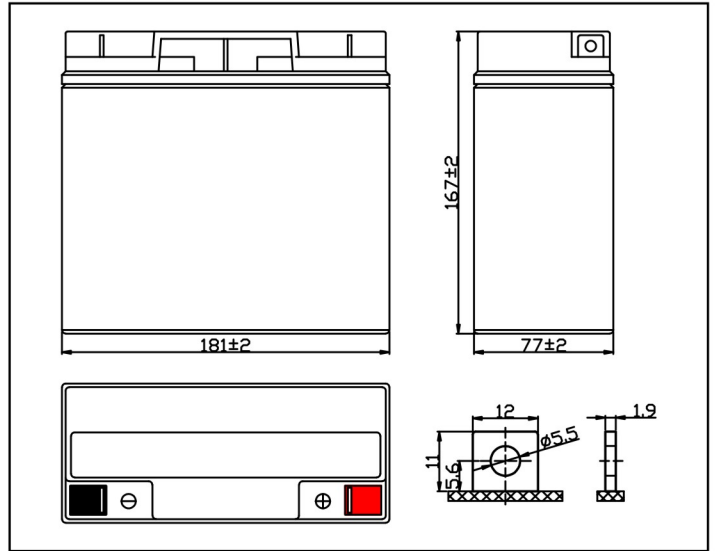


MODEL: CB12180-NB 12V18AH



Plane Chart:

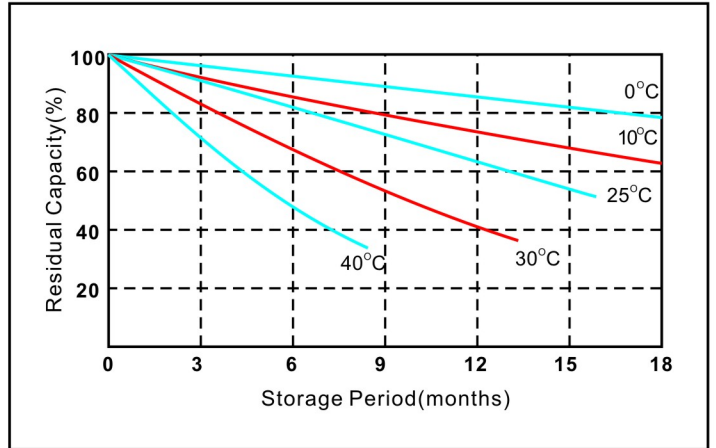
Unit:(mm) Terminal type:(L1)



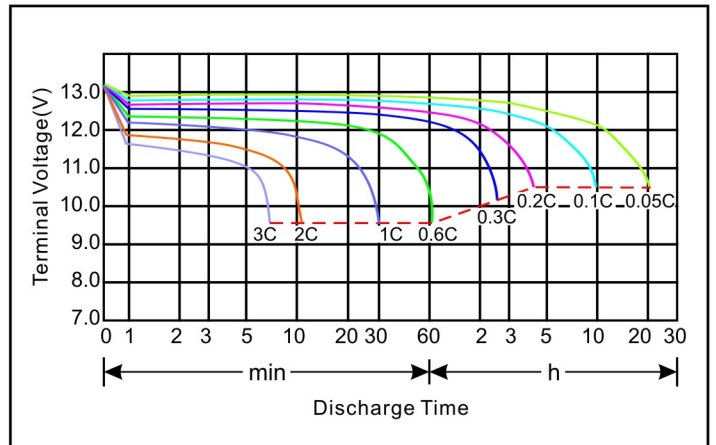
Parameter Chart:

Volts		12V	
Capacity(25°C)	20 hours rate (1.0A)	20Ah	
Discharge Current Testing (25°C)	20 I ₂₀ rate (20A,27min)	28min	
	60 I ₂₀ rate (60A,7min)	7min	
Internal Resistance	Full Charged Battery 25°C	18mΩ	
Capacity Affected By Temperature	40°C	104%	
	25°C	100%	
	0°C	83%	
	-15°C	65%	
Residual Capacity (25°C)	Capacity After 3 Months Storage	91%	
	Capacity After 6 Months Storage	82%	
	Capacity After 12 Months Storage	65%	
Charge (Constant Voltage)	Cycle (25°C)	Initial Charging Current Less Than 6.0A Voltage 14.5~14.9V	
	Float (25°C)	Charge Voltage 13.6~13.8V	
Weight±3%		5.18Kg	

Residual Capacity



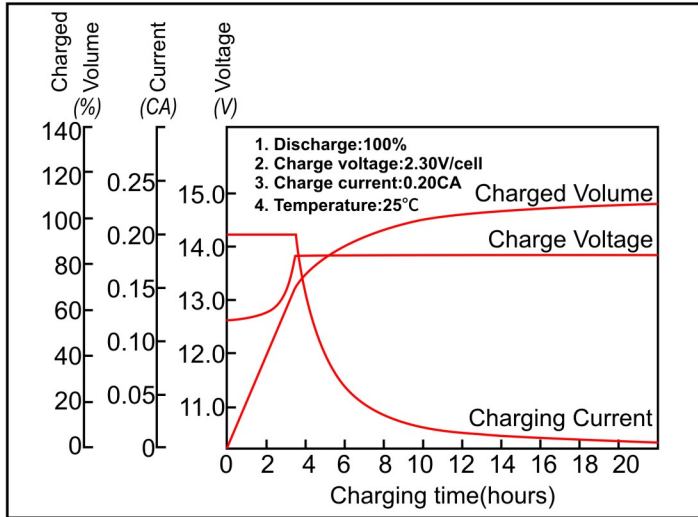
Discharge Current 25°C



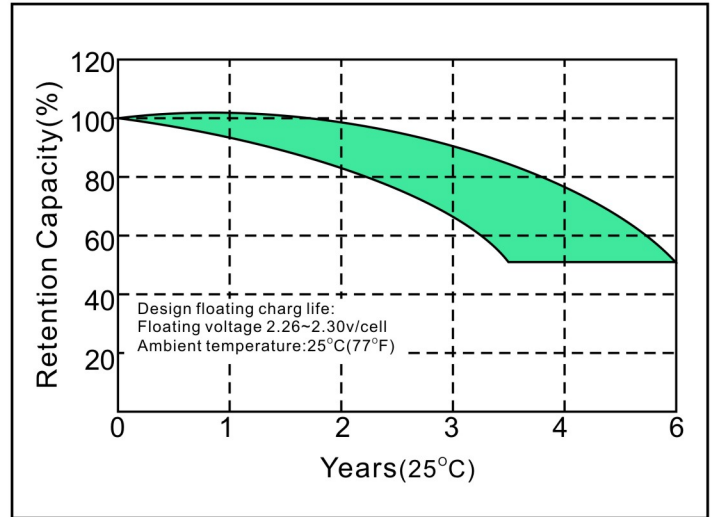
★The above are average and data obtained from the first 3 charge/discharge cycles. These are not minimum values.

MODEL: CB12180-NB 12V18AH

Constant voltage charging characteristics



Float Life



Constant Current Discharge Characteristics (A, 25°C)

F.V/Time	5min	10min	15min	20min	30min	1h	2h	3h	4h	5h	8h	10h	20h
9.60V	64.6	41.4	32.5	25.8	19.3	11.30	6.77	5.15	3.95	3.34	2.21	1.87	1.04
10.02V	60.5	39.2	31.4	25.3	18.6	11.08	6.65	5.05	3.80	3.32	2.18	1.85	1.03
10.20V	57.8	38.5	30.9	24.8	18.4	10.96	6.60	4.98	3.88	3.29	2.16	1.84	1.02
10.50V	54.2	37.0	29.	24.2	17.9	10.78	6.51	4.90	3.81	3.25	2.13	1.82	1.00
10.80V	50.7	35.8	28.3	23.5	17.5	10.60	6.38	4.81	3.75	3.20	2.10	1.80	0.96

Constant Current Discharge Characteristics (Watt, 25°C)

F.V/Time	5min	10min	15min	20min	30min	1h	2h	3h	4h	5h	8h	10h	20h
9.60V	675.1	441.7	353.6	280.7	214.2	127.5	78.0	60.3	46.4	39.5	26.2	22.2	12.4
10.02V	644.9	422.2	342.9	276.3	207.0	125.1	76.7	59.2	45.8	39.2	25.9	22.0	12.3
10.20V	621.4	417.1	338.4	217.6	204.7	124.3	76.4	58.6	45.6	38.9	25.6	21.9	12.2
10.50V	691.9	406.3	328.4	225.7	199.8	122.2	75.4	57.6	44.8	38.4	25.3	21.6	12.0
10.80V	558.0	395.6	312.6	259.6	195.3	120.8	73.9	56.7	44.1.	37.8	24.9	21.4	11.5

Capacity Factors With Different Temperature

Battery Type		-20°C	-10°C	0°C	5°C	10°C	20°C	25°C	30°C	40°C	45°C
Battery	12V	50%	70%	83%	85%	90%	98%	100%	102%	104%	105%

★The above are average and data obtained from the first 3 charge/discharge cycles. These are not minimum values.